Maths Curriculum Map Overview

'Pure mathematics is, in its way, the poetry of logical ideas.' – Albert Einstein




OCR
F
Thursday 4 November 2021 – Morning
GCSE (9–1) Mathematics
J560/02 Paper 2 (Foundation Tier)
Time allowed: 1 hour 30 minutes

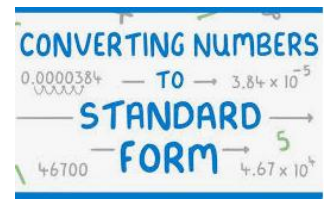

Standard form with Basic index laws

Final exams **Mock Exams** **Revision**

Fractions, Standard Form

Vectors, Proportion

Perimeter, and area

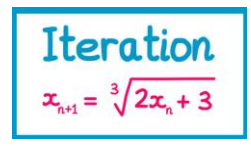

Vector and geometry Proof

Including tangents

Sim Eq y = mx + c

Iteration

Stratified Sampling

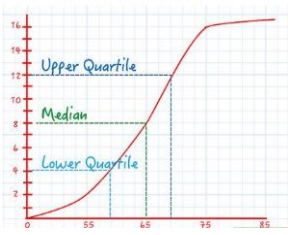

YEAR 11

Higher — Statistics, equations and graphs. — Circle Theorem

Foundation — Probability, Construction, Quadratic Graphs

Sectors

Cylinders, Cones, Spheres

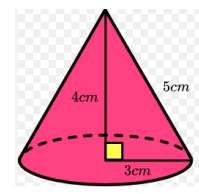

Plotting quadratic graphs

Angle/Line Bisector/Loci

Probability review

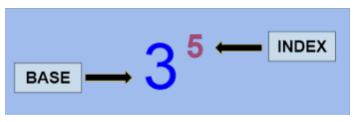

Cumulative frequency

Grouped data

Brackets and Handing Data

Factorising

Expanding

Index laws

Sampling

Direct and inverse.

Arithmetic and geometric

Density and Pressure

Real life graphs

Exact Values

Right angled Trig

SA and Volume Complex 3D shapes.

Rounding, indices, RD — **Sequences, data, proportion and transformations** — **Graphs, notation, tree diagrams, compound measure, Ratio .** — **Trigonometry and Constructions.**

Fractions and recurring decimals

Error Intervals

Transforming shapes.

Combined ratio

Independent and dependent trees.

Loci

Linear Sim Eq

%, Surface area, Volume, Simultaneous equations.

Repeated % change.

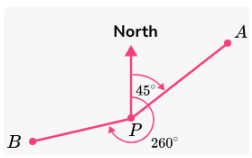

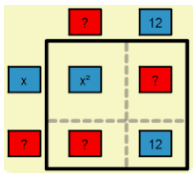

Rearrange formula

Angle and line bisector

SA/ Volume of Cylinders.

Error intervals

Plans and elevations

Simplify a ratio

S/D/T

Plotting

Calculate bearings

Column Vectors

10

Factorise and solve quads

Linear inequalities

Inequalities, quadratic equations

Construction, circles and Rounding. — **3D shapes, Pythagoras, ratio, linear graphs and compound measure** — **Graphs, bearings, transformations similarity, data and Vectors.**

Arc length. Area sectors

Pythagoras 2D

Share a ratio

Distance/Time

Reflection Rotation Translation Enlargement

Collecting and Presenting data.

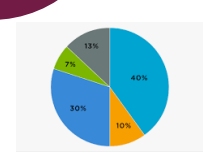



Frequency trees.

Calculations with Standard form.

Experimental Probability

Fractions,%, Probability and SF.

Percentages Change

F/D/% review

9

Double Brackets

Line graphs

Translation and reflection

Plotting Graphs

Volume of cubes, cuboids and prisms

Nets

Area paralellograms, trapeziums, circles.

Significant figures

Ratio and scale Drawings.

Transformations, Angles, Algebra and RD — **3d shapes, Surface area and Volume, Linear Graphs.** — **Area, circles, SF and Venn Diagrams** — **Ratio, rounding, Coordinates.**

percentage	fraction	decimal
30%	$\frac{3}{10}$	0.3

Parallel line rules

Combining angle rules

Angles in quads

Y=mx +c

SA of cubes, cuboids and prisms.

Probabilties and LCM/HCF from Venn

Standard form and ordinary numbers

Midpoints

Term to term Position to term

%, money, indices, Equations and sequences

Solving harder equations.

Calculating With money

Percentage change.

Percentage of an amount.

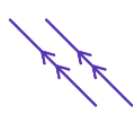

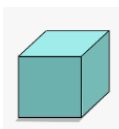



Reading and plotting

LCM/HCF

Prime factors

Angles on a straight line, point, triangle.

Mean. Median. Mode and Range

Multiply and Divide Fractions

Fractions of an amount.

8

Symmetry

Area of rectangles Triangles and compound shapes.

Measures, 2d Shapes and Perimeter and Area.

Coordinates, Factors, Multiples, Primes, Fractions , Brackets — **Angles, Data, Proportion** — **Fractions, decimals, % and Probability.**

Expand and factorise Single bracket

Comparing, adding and subtracting fractions.

Type, estimate, measure, draw.

Reciprocals

Convert F/D/%

Theoretical probability.

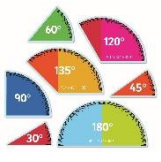

Shapes Properties

Squares, rectangle and Compound shapes.

Converting units.



Simplify

Multiply by 10,100,1000

Roots

welcome

Year 5 Maths Taster Day Day

Equations and expressions — **Number Sense and Calculations** — **7**

Real life formula

Solve 2x + 3 = 11

Solve x +3 = 7

Substitute

Negative Numbers

Powers

Year 6 Transition Days

Primary Liaison and subject support

PRIMARY SCHOOL